




VOLUME 17

ISSUE 8

AUGUST 2012

BACKFIRE



Chicago Southland Chapter, Model A Ford Club of America

<http://www.drivingthedixie.com>

<http://asrus.homestead.com>



Well I received an E-mail from Jill Sullins MAFCA Chapter Coordinator last month after she didn't receive a May newsletter. This was followed up by a phone call from her after I had posed the question as how do we stack up to other newsletters and what can I do to improve what I'm already doing. She was quite interested in our chapter and asked quite a few questions as to our activities and was surprised at how small we are compared to most. She liked the newsletter and wanted to know what program I am using. She also had a few suggestions as to how to improve it. I will start using her suggestions for contributions, such as tasing , keel hauling, and bury people up to their necks and pouring honey on them:)) Sorry those were my suggestions. She did point me to resources that I wasn't thinking about. So hopefully you will notice changes in the next few newsletters as I start implementation of them.



*The Carp
Editor in Chief*

Phil

P.S. does anyone have a Taser?

Header Picture:

Our cars at grinders
Ballpark in Holbert, IN

Fountain Pens: Model "A" Ford Era Fashion Accessory

By Donna May Bewley
February 2004

I collect era fashions and items that qualify as era fashion accessories. Some of my favorite accessories are jewelry, watches, purses, umbrellas, furs and fountain pens. I know that many other era fashion enthusiasts also enhance their enjoyment of our hobby by researching and searching for era fashion accessories.

Our MAFCA Era Fashion Guidelines defines accessories as all non-clothing articles worn or carried pertaining to and necessary in completing the major garment as an ensemble. Examples given are Jewelry, purses, wallets, etc. Many "Additional Limited Accessory Items" are also listed including fountain pens.

Perhaps you have never thought of a fountain pen as a fashion accessory. Certainly it is one of the most utilitarian inventions ever conceived. There was a time, in this country and around the world, when the fountain pen was seen as a highly desirable fashion accessory. Precious metals and gems were sometimes used in their manufacture. Color and style were emphasized along with performance. People purchased pens that reflected their personality, taste and socio-economic status.

During the Model A years scores of pen companies produced an amazing variety of pens. In the United States, Waterman, Parker, Sheaffer, and Wahl-Eversharp were the sales leaders. Less well known were brands such as Esterbrook, Carter, Diamond Point, Webster, Majestic, Waltham, Traveler, Red Dot and others too numerous to list. Fortunately for us, during the Model A years, some of America's best and most famous pens were produced.

Waterman Pens

WATERMAN PEN CO.

L.E. Waterman founded the Waterman Pen Co. in 1881. He is credited with developing the first practical commercial fountain pen. His most famous pens during the Model A era were the Ripple, Patrician and Lady Patricia. The Ripple, a pattern exclusive to Waterman, was his answer to the Parker Duofold. The Patrician, echoing in style the Art Deco movement of the 1920's was a huge success. It came in jet, onyx, turquoise, nacre (pearl and black) and emerald. The Lady Patricia, introduced in 1930, was a dainty, feminine styled pen that appealed to fashion conscious women. Some were customized for their owners to include gem stones.



Parker Pens

Parker Pen Co.



George S Parker received his first pen patent in 1889 and thus began one of the most successful pen companies in the world. Frequent innovation, reliability, affordability and industry leading use of advertising kept Parker in the forefront of the industry into the twentieth century. The Parker Lucky Curve Duofold and the Streamlined Duofold were Parker's top of the line models during the Model A years. They were offered in red, black, jade green, lapis lazuli blue, mandarin yellow and black and Pearl Deluxe models.

Schaeffer Pens

Shaeffer Pen Co.

Development of the first practical lever filling fountain pen, introduction of the first

Lifetime pen with 14 carat gold nib, innovative use of plastic for making pen bodies and uncompromising adherence to quality, insured that Walter A. Shaeffer's company became one of the worlds most successful pen companies. Sheaffer's Balanced Life Time pen with tapered ends and flexible nibs was its biggest seller during the Model A years.



Wahl-Eversharp Pen Co.

Initially successful with their famous Eversharp mechanical pencil, the company's 1928 Art Deco styled plastic pens firmly established Wahl-Eversharp as an important player in the U.S. pen market. Their 1930 streamlined Equipoised pens and 1931 twelve-sided, classically styled Doric pens added to their success. These lifetime guaranteed pens were offered in Cashmere green, Burma, Morocco, Cathay and jet. Fourteen interchangeable nibs were available



Fountain pens are increasingly popular in spite of the ubiquitous computer. Antique shops, flea markets, and the Internet are good places to search for pens. eBay is very useful for determining pen prices.

Sources:

Fountain Pens United States of America and United Kingdom, 2000. Andreas Lambrou.

Fountain Pens of the World, 1995. Andreas Lambrou. Collectable Fountain Pens, 1982 Glen Benton

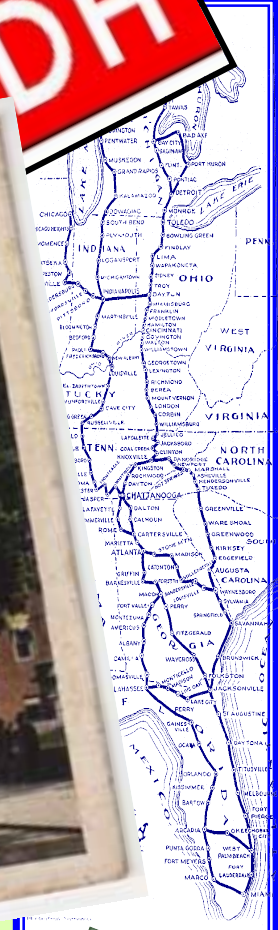
Bowen.

Special thanks to Mr. Lambrou, who graciously allowed me to use pictures from his beautiful books. His internationally famous and authoritative books can be purchased by contacting him at his web site: <http://www.andreaslambrou.com>.

Submitted by: Donna May Bewley, MAFCA Era Fashion Committee

DIXIE HIGHWAY HERITAGE

By Jim Wright



Our Fall trip will take the A's R Us wandering Indiana along the 1913 and 1928 alignments of the Lincoln Highway, parts of the Dixie Highway and across a little known historic route called the Yellowstone Trail. On our trip, we will travel through three different intersections where the Dixie and Lincoln Highways cross. In Chicago Heights, we are all familiar with the intersection of these highways in front of St. James Hospital. In Plymouth, Indiana, our lunch stop, the highways form the main downtown intersection (see June *Backfire*), while in South Bend the historic routes also cross in the downtown there at Michigan and Washington Streets, along the 1913 alignment of the Lincoln Highway. We'll explore more of the history of these roads and the towns they pass through on our trip.



Exposure Tour 2012!

- Indianapolis
- Cincinnati
- Dayton
- Fort Wayne
- Total trip will be 700 to 800 miles

Call Phil or E Mail taxserviss@att.net if you have any interest in going on this trip with us.


Fall Trip to exciting South Bend , IN All rooms are booked.

Our block of rooms at the Ivy Court Inn and Suites in South Bend is full and the hotel is fully booked during our stay. For those who have not already reserved a room, you can call the hotel at 574-277-6500 and request to be placed on a list to be called in case of a cancellation. We will be staying near Notre Dame University and the following hotels (and others) are within a mile of the Ivy Court Inn, you can call these for reservation information:

Waterford Estates Lodge
52890 State Route 933 North
South Bend, IN 46637
Phone: 574-272-5220 Toll Free: 877-783-8496

Inn at St. Mary's
53993 Indiana State Route 933
South Bend, Indiana 46637
Phone: (574) 232-4000 | Toll Free: 1-800-947-8627

Fairfield Inn and Suites
1220 East Angela Boulevard
South Bend, Indiana 46617
Phone: 574-234-5510



Homewood and Beecher Parades



Phil and Nancy's 1929 Tudor above and cars lined up for Homewood below





Top: Al and Sandy Kaleta's car.
Left: Connie, Kay and Dale in Beecher
Right: Bruce, Wally and Tim in Homewood
Bottom: Jon and Jim in Homewood

CLOGGED RADIATOR TUBES

Contribution from MAFCA

Question: Further to your letter of Nov 11/97 and above topic, my 29 Roadster p/u, has had the radiator "boiled" out twice, (once with the gilletts lye process covered in Model A restorer-victor page), and still will occasionally overflow, not always on hot days but more often at higher speeds. My analysis is that the radiator tubes are slightly restricted or obstructed by deposits and do not let the coolant pumped to the top tank drain down quickly enough when pumped at high volume. Is the only repair to remove radiator tanks and "rod" the tubes? what is the proper "rodding" tool? Should the deposits be softened up with either lye solution or dilute muriatic acid first? Is there a suggested process for "rodding"?

Answer: I was reviewing past messages and I do not believe I finished answering your question on radiator problem. I would first test your radiator for flow rate. It should have a flow rate of about 36 to 38 gallons per minute. You can test the flow rate by plugging up the top goose neck and the bottom outlet and then fill the radiator. It should hold about 1-1/2 gallons in the radiator. If it takes less than 1-1/2 gallons then you have clogged tubes. Remove the plug from the bottom outlet and the 1-1/2 gallons should drain in about 4 seconds or less. If it takes longer to drain it indicates you have restricted tubes. If the flow rate is good or close, the other problem of overflow at higher speeds could be caused due to a missing baffle in the top tank of the radiator. This baffle was placed inside the top tank about 1 inch down from the top of the filler neck. The baffle prevents the water from being pushed out the filler neck by the high pressure of the water pump pushing water into the top tank. Sometimes when the radiator is repaired at a radiator repair shop they forget to reinstall the baffle or the baffle could have rotted out. When you look inside the filler neck you should be able to see the baffle. This must be in place to prevent water pushing out when driving at higher speeds. Rodding the tubes is a job I have always had done by an experienced radiator repair shop. I know they boil the tank first in a hot caustic solution before removing the top tank for tube rodding.



Model A Ford Club of America

Established 1957

"The Largest Car Club in the World Dedicated to One Type of Automobile"



Second Annual

Model A Day at Gilmore

Saturday

September 15, 2012

Gilmore Car Museum, Hickory Corners, MI

**Bring your Model A Ford, your picnic and your
friends for some good old-fashioned fun**

And

SEE FOR YOURSELF THE NEW MODEL A FORD MUSEUM BUILDING

Get a photo of you and your Model A in the museum building – bring a Model A part, accessory, collection, cash donation or a whole car to present to the museum.

- Ribbons will be given to people wearing era clothing.

Schedule:

9 - 11 AM Cars arrive individually, and in groups. Admission \$10 per person

General touring of Gilmore grounds and buildings Ongoing individual car photo shoots in museum. MAFFI Info table at museum with brochures and membership information

12 NOON. Picnic Lunch (brought by visitors) on the grounds. Diner and Café open. Free ice cream courtesy of the Model A Ford Foundation

1 PM- Welcome Ceremony at the museum. Introductory and welcome speech;

Dedication/Champagne christening on the building's "bow" Drawing of door prizes, 50/50, Quilt and Tires raffle drawing Guided tours of the building; Explanation of exhibit plans;

1:30-4 PM

Continuation of photo of individual cars/donations in the museum

Seminar on one or more selected subjects

4PM Closing ceremony, Thank you speech

You will have an opportunity to get a treasured photo of you, and your car, inside the museum. Drive in the front door, drop off your museum donation (memorabilia or cash donation) to the museum, have your picture taken, then drive out the back door.

For directions, see Gilmorecarmuseum.org – plan a visit

Up and coming meeting locations:

Up Coming Calendar of 2012 Events

Meeting Wednesday August 15th: Time 7:00P

At - Irv & Char Darnall's Home

30461 S. 120th Ave Peotone IL.

Exposure Trip to: Cincinnati, Ohio September 4th - 9th

Fall trip: South Bend, IN September 28,29,30

<i>Sept. 2</i>	<i>Sunday</i>	<i>Wedding Possible</i>
Sept.	5-10	6 Day Trip to Springfield-Cincinnati led by Phil Serviss
19	Wed	Meeting at Joe & Marlene Krygowski, New Lenox
28-30		3 Day - Fall Tour to South Bend, IN led by WSJ Tours
Oct 17	Wed	Meeting & Auction at Wally & Kay Ekstrom Crete
Nov 21	Wed	Meeting at Chuck & Linnea Fritz, Park Forest
December 5th		Christmas Party?

A's R Us 2012 officers and Staff

- President – Tim Borchert
- Vice President – Ken Chamis / Treasure – Jim Wright / Secretary – Sandy Kaleta
- Newsletter – Phillip Serviss
- Member Relations – Joe Krygowski
- Web Page – Joe Krygowski
- Parade Coordinator – Wally Ekstrom
- Director of Safety – Ron Bonneau
- Nat'l Rep. – Marlene Krygowski
- Historian – Ken Chamis
- Sgt. At Arms Steve Coe
- Motor Medic - Jon Isota

Please send **Backfire** articles or items of interest to:



E Mail to: taxserviss@att.net

Rounding up the chickens in Beecher.



BACKFIRE

P.O. Box 3
Crete, Illinois 60417



Mail To: